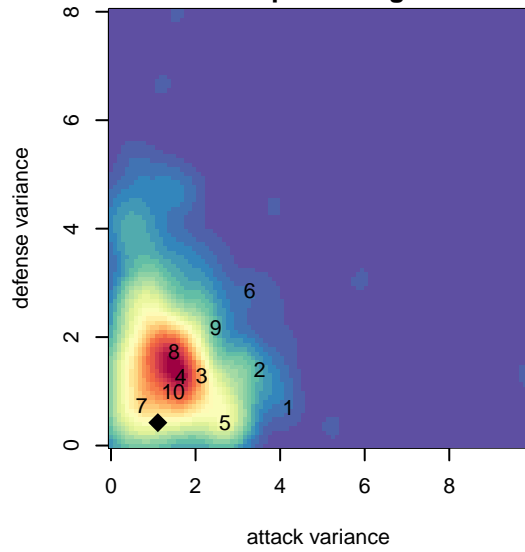
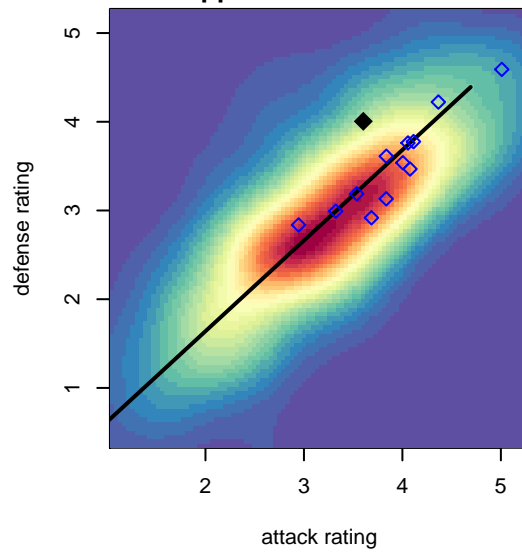


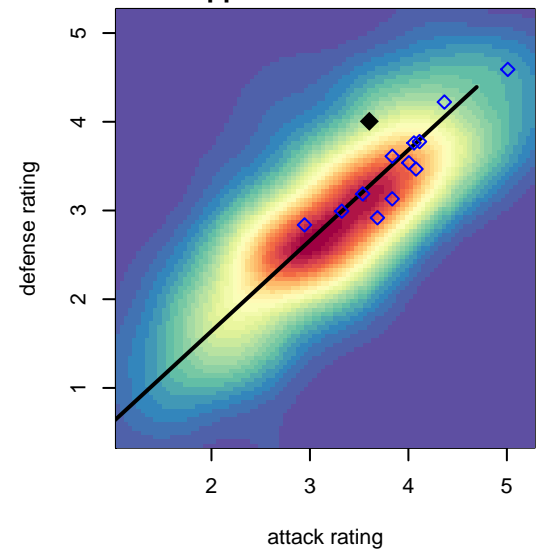
attack and defense variance (black dot)
relative to other teams
and top 10 in region



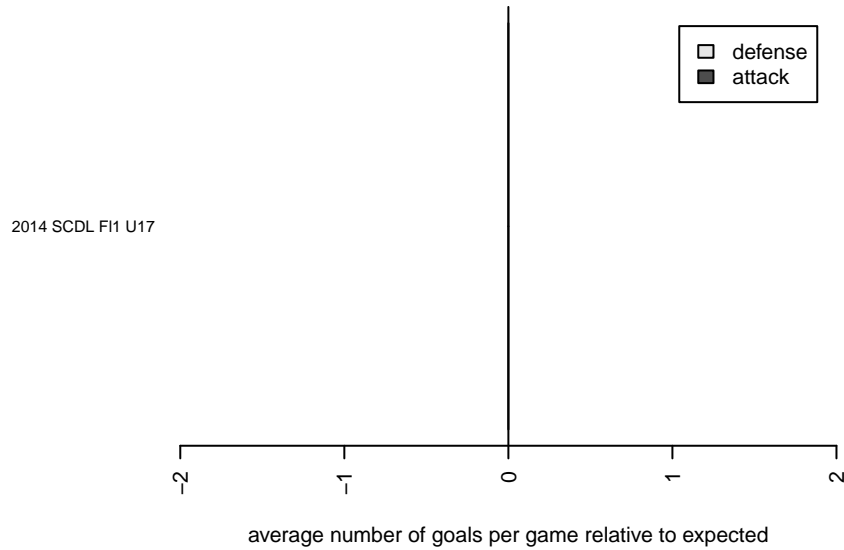
attack and defense rating
relative to others at age
and all opponents in last 13 months



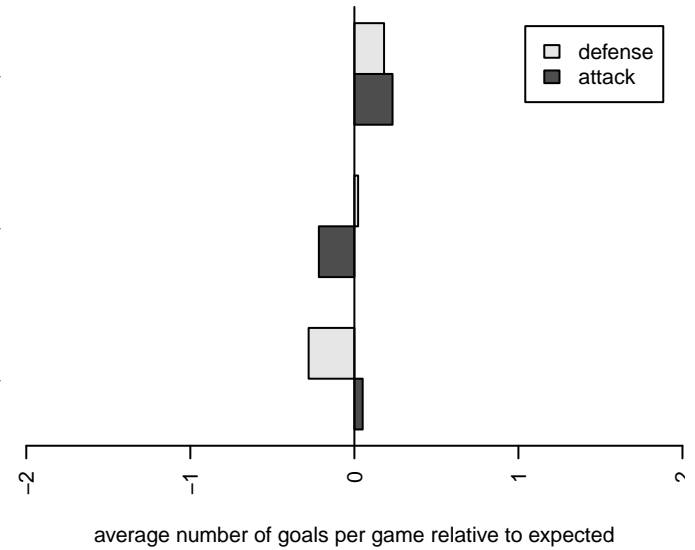
attack and defense rating
relative to others at age
and all opponents in last 13 months



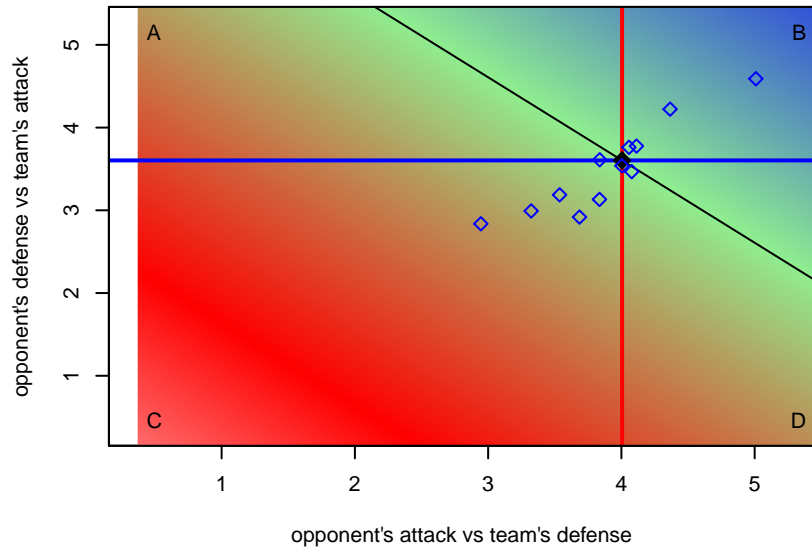
Performance relative to 13 month average



Performance relative to 13 month average



Distribution of opponents
 Red = Lose zone, Blue = Win zone, Green = Even
 Black line separates win/lose zones



lot. A=Neither has attack advantage, B=Opponent has both attack and defense advantage, C=Opponent has both attack and defense disadvantage, D=Both have

date	home		away		venue	pred.home	pred.away
2014-11-22	Pateadores Academy B97	2	Nomads SC B97	2	2014 SCDL F11 U17	1.49	0.60
2014-11-15	Pateadores Academy B97	1	Real So Cal Academy USSDA 1998B	1	2014 SCDL F11 U17	0.84	1.12
2014-11-08	Pateadores Academy B97	0	Del Mar Sharks B97	1	2014 SCDL F11 U17	0.52	1.44
2014-10-26	RSF Attack Academy B97	2	Pateadores Academy B97	1	2014 SCDL F11 U17	2.55	0.40
2014-10-19	Pateadores Academy B97	2	LA Galaxy South Bay Navy B97	1	2014 SCDL F11 U17	1.06	0.98
2014-10-12	Strikers FC Irvine B97	0	Pateadores Academy B97	1	2014 SCDL F11 U17	0.67	1.89
2014-10-05	Sherman Oaks Extreme SC B97	2	Pateadores Academy B97	0	2014 SCDL F11 U17	0.86	1.56
2014-10-04	San Diego Surf SC Academy I B97	1	Pateadores Academy B97	1	2014 SCDL F11 U17	1.06	1.18
2014-09-21	Pateadores Academy B97	0	Cypress FC Black B97	1	2014 SCDL F11 U17	0.87	1.00
2014-09-20	Pateadores MV B97	0	Pateadores Academy B97	1	2014 SCDL F11 U17	0.35	2.22
2014-09-13	Slammers FC B97	0	Pateadores Academy B97	3	2014 SCDL F11 U17	0.52	1.92
2014-09-06	Pateadores Academy B97	3	Chelsea SC Blue B97	1	2014 SCDL F11 U17	1.07	0.85